



Northwest Secure Email

Customer and Vendor User Guide

We created this guide to help you use Northwest Secure Email, our new and improved email encryption service that protects your personal information.

Please note-- even if you received secure email from us before, you must re-register with our new service.

[Reading a Secure Message](#)

[Registering with Northwest Secure Email](#)

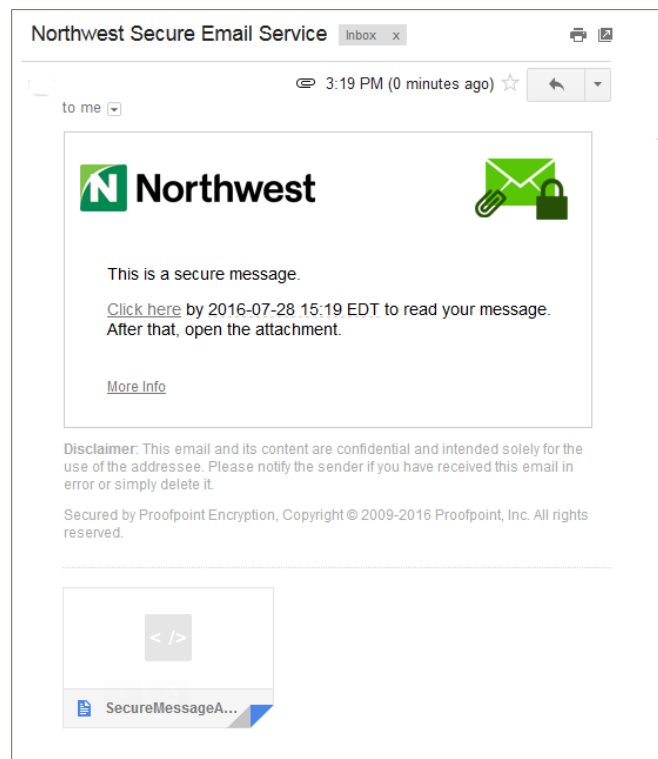
[Read and Reply to your Message](#)

[Logging Out](#)

[Initiating a Secure Email](#)

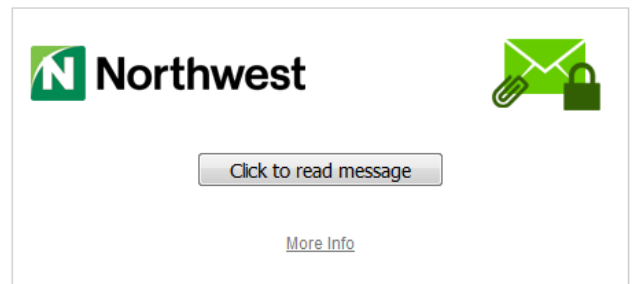
Reading a Secure Message

- When you receive a secure email in your inbox, it will look similar to what's shown below. Please note that we used a Gmail account as our example:



- Click the attachment, *SecureMessageAtt.html*, or the "Click Here" link to launch a browser.

- **Open the Attachment--** If this is the first time you are receiving a secure message from us through our new service, you will be prompted to register with Northwest Secure Email. Otherwise, you will be prompted to log in using your email address and the password you chose during registration.



- Click the Click to read message button.

Disclaimer: This email and its content are confidential and intended solely for the use of the addressee. Please notify the sender if you have received this email in error or simply delete it.

Secured by Proofpoint Encryption, Copyright © 2009-2016 Proofpoint, Inc. All rights reserved.

Registering with Northwest Secure Email

- The first time you receive a secure message, you will be prompted to register and create a Northwest Secure Email account. Fill in the fields, then click “Continue”.

Northwest
Registration

Create your account to read secure email.

Email Address:

First Name:

Last Name:

Password:

Confirm Password:

Question :

Answer:

Question 2:

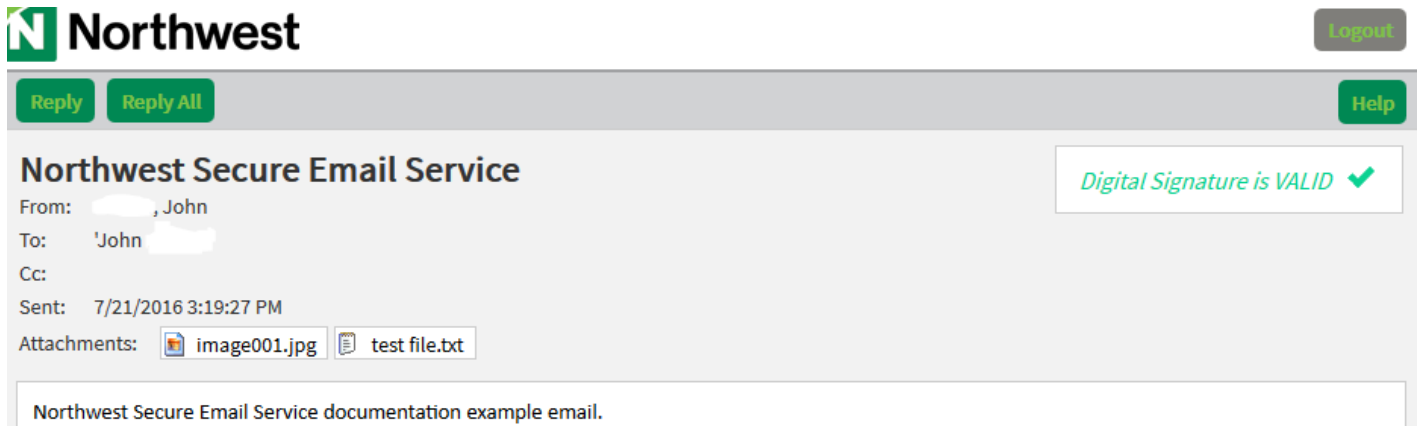
Answer:

Question 3:

Answer:

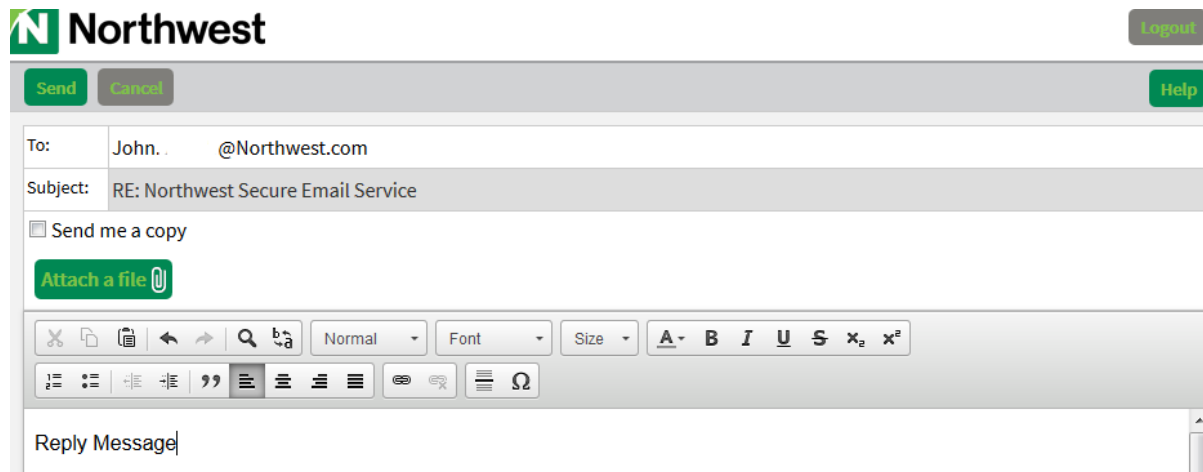
Continue

- After clicking continue, your message will arrive and look similar to the example below:



Read and Reply to Your Message

- The Reply or Reply All, options are available for your use.
- If you click "Reply", you cannot add more recipients to the message.
- To add additional recipients use the "Reply All" option.



Logging Out

- It's important to log out of the system when you're finished.
- Click Logout when you are done:



Logout

- The next time you want to read a secure message, you'll be prompted to log in to Northwest Secure Email using your email address and password you created in the previous steps.

A screenshot of the Northwest Login page. At the top is the Northwest logo. Below it is the heading 'Login'. The text 'Log in to read your secure message.' is displayed. There are two input fields: the first is for an email address, with '@gmail.com' visible; the second is for a password, with the placeholder text 'Password'. Below the password field is a link that says 'Forgot Password'. At the bottom of the form is a large green button with the word 'Continue' in white text.

Initiating a Secure Email

- Because of your relationship with Northwest, you can use our encrypted email service to initiate a conversation at any time with us, by visiting this site <https://securemail.northwest.com/encrypt>.

A screenshot of the Northwest 'Initiate Secure Email' page. At the top is the Northwest logo. Below it is the heading 'Initiate Secure Email'. The text 'Please provide your email address to proceed.' is displayed. Below that is a line of text: 'First time here? You'll be asked to register.' There is one input field for 'Email Address'. At the bottom of the form is a large green button with the word 'Continue' in white text.

- If you're already registered with Northwest Secure Email, you will be prompted to provide a password before you can compose a secure message.
- If you have not already registered with Northwest Secure Email, you will be prompted to create an account.
- **Important note:** For security reasons, registering, authenticating and composing secure messages using Northwest Secure Email must be completed in the same browser, on the same system, within a 30-minute period.